

2026 Emerging Market Debt Outlook: Strengths Endure

MetLife Investment Management and PineBridge Investments now have more to offer as a top-tier global investment platform. Together, we bring deeper insights, including this 2026 Outlook campaign.

Stronger together. Built for what's next.

- The factors that helped emerging market debt outperform other public bond markets in 2025 – including resilient exports, falling inflation, and accommodative monetary policy – should persist in 2026, and though the magnitude of expected returns may be lower, we believe investors can have confidence in increasing their EM debt exposures.
- A stable macro environment supports positioning in higher-carry assets, including higher-yielding EM local debt (though foreign exchange volatility will need to be managed). Potential fiscal adjustments in Brazil, Colombia, and Mexico add to the attractiveness of those local markets.
- Within the US dollar EM bond market, where we expect carry to outperform, we are looking at opportunities in single-B sovereign bonds, which broadly offer more spread duration than in most other credit markets. Within the lower-rated sovereign bond market, tighter spread levels will make differentiation among countries and credits critical.
- In the high-quality segment of the US dollar EM bond market, we favor corporate bonds – preferably BBB rated – with LatAm corporates offering value relative to similarly rated corporates globally, particularly utilities, metals & mining, and select consumer and industrial issuers. We also find value in CEEMEA financials and infrastructure names, along with select telecoms and industrials. The Asia market is high in quality and provides opportunities to reduce risk should the outlook deteriorate.

For all the shifts in macroeconomic risk factors that swayed market sentiment last year, most credit markets delivered on expectations for carry-driven returns in 2025. Emerging market (EM) debt was an exception, recording strong excess returns in addition to carry driven by supportive market technicals along with fundamentals that have withstood macroeconomic risks.

AUTHORS:

Luke Codrington

Co-Head of EM Global Fixed Income,
PineBridge Investments

Jonathan Davis

Client Portfolio Manager and
Sustainable Investment Strategist –
Emerging Markets Fixed Income,
PineBridge Investments

Scott Moses

Portfolio Manager – Head of Emerging
Markets Debt, MetLife Investment
Management

In 2026, we expect a continuation of those conditions: resilient exports, declining inflation, and accommodative monetary policy, along with a stable political outlook and fiscal discipline, steady corporate earnings and credit metrics, and demand for bonds that will likely outpace supply – factors that suggest EM can not only deliver carry-driven returns but also outperform other public bond markets once again in 2026.

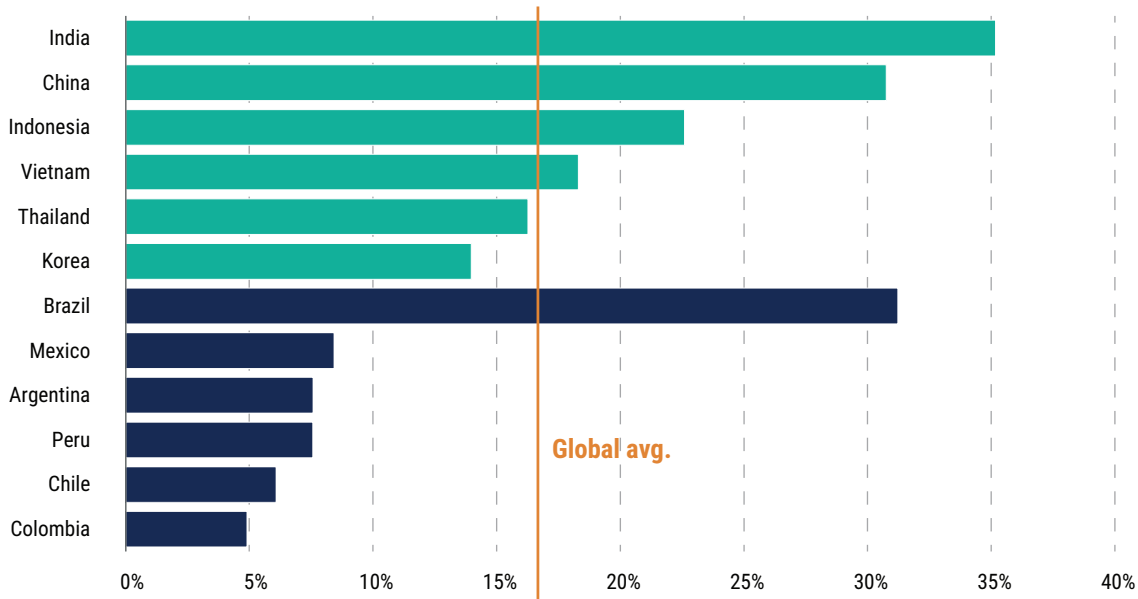
Exports face country-specific tariff risks

Global trade volumes were resilient in 2025 despite the seismic change in US trade policy, as many exporters accelerated shipments ahead of tariff deadlines. Growth will moderate in 2026, but various exemptions, bilateral trade agreements, and the ongoing challenge to IEEPA tariffs should make the impact of tariffs orderly and well-contained.

For emerging markets, the impact of US tariffs is as varied as the nations that fall under the EM banner. The focal point of US trade policy is China, and while that relationship will remain competitive, signs of cooperation – such as agreements on fentanyl and rare earth elements – suggest the relationship between the world’s two largest economies could improve. Other Asian countries face elevated US tariffs, the impact of which will hit harder in those for which US exports are a substantial contributor to GDP, such as Vietnam and Korea, while others, like India and Indonesia, are less vulnerable.

While China and its Asia neighbors face elevated tariffs, many countries in Latin America have average effective tariff rates below the 10% universal tariff threshold, the result of various exemptions – including the USMCA for Mexico and product-level exemptions for many other imports from South America. Lower tariffs should support a rise in exports to the US and could also boost investment to meet growing US demand. Latin America should continue to benefit from higher prices on key exports of metals, minerals, and agricultural products as well. Global demand for metals – both precious and industrial – should also support prices and boost growth for countries in Africa and South Asia.

Average Effective US Tariff Rates Vary Significantly by Country



Source: Yale Budget Lab, Bloomberg, and MetLife Investment Management as of 19 December 2025. We are not soliciting or recommending any action based on this material. Any opinions, projections, estimates, forecasts, and forward-looking statements presented herein are valid only as of the date of this presentation and are subject to change.

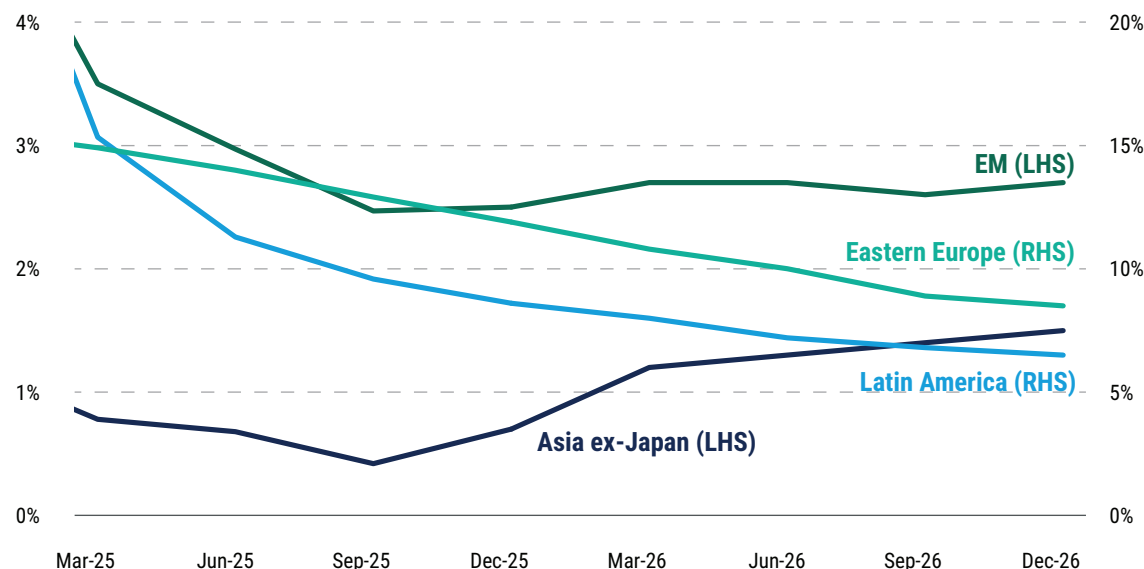
The export outlook may feature crosscurrents of tailwinds and headwinds, but EM economies are more dependent on domestic factors than cyclical global demand.

Inflation and monetary policy are broadly supportive

Emerging markets have benefited from a disinflation trend driven by tight real rates and currency strength, and while that trend may stall in some countries, inflation will remain benign for a broad set of EM economies in 2026. The largest moves will come from those with the most room for disinflation. Turkey already achieved a double-digit inflation decline in 2025 and will likely continue this trend, allowing for further central bank rate cuts. Argentina has also engineered a sizable drop in inflation that we expect to continue, enabling rate cuts in 2026.

Inflation May Diverge Among EM Regions

Year-over-year inflation: 2025 and 2026 forecast



Source: Bloomberg and MetLife Investment Management as of 19 December 2025. Inflation forecasts based on Bloomberg contributor composite forecasts. We are not soliciting or recommending any action based on this material. Any opinions, projections, estimates, forecasts, and forward-looking statements presented herein are valid only as of the date of this presentation and are subject to change.

Other central banks with high real rates and stable to declining inflation are likely to cut rates in 2026, with candidates across Latin America (Brazil and Colombia), Asia (Indonesia and Thailand), and Africa (South Africa and Egypt). The decline in rates in many emerging markets will not only support local bond markets but also improve domestic demand.

A busy election year brings politics to the fore

Political risks have historically been a source of volatility for emerging markets, but recently these risks have shifted more toward developed markets, with the US enduring a record government shutdown and Europe facing fractured political coalitions that have made government increasingly inefficient.

Latin America is in the midst of an election season that has seen the region's priorities move toward public safety and closer ties with the US. The conservative political shift has brought with it structural reforms and more sustainable fiscal policy. The recent transition of leadership in Venezuela potentially sets the stage for further coordination between the US and countries in Latin America, but may have an influence in elections in the region. This year, Brazil, Colombia, Peru, and Costa Rica will all hold highly competitive elections. The election calendar is less busy outside of Latin America, but not without consequence. Hungary's parliamentary election will determine whether the country rejoins the EU fold or drifts further from Brussels. Thailand has dissolved parliament, creating uncertainty as the country prepares for early elections in the first few weeks of 2026.

Despite the inevitable political events that will feed headlines this year, we expect the political stability found in many EM countries to have a more meaningful impact – enabling governments to pursue structural reforms that will preserve financial flexibility and improve long-term debt sustainability. Tax cuts in India, for instance, may increase deficits in the near term, but regulatory and labor reforms are expected to make up for lost tax revenue by boosting economic output. Mexico has raised government revenue and curtailed spending following the 2024 election, which we expect to serve as a powerful example for Brazil and Colombia following their elections later this year. China will likely strike a balance between stimulus and reform with the launch of its 15th Five-Year Plan, with one eye toward debt sustainability and another toward its 5% growth target.

Corporates should see tailwinds in 2026

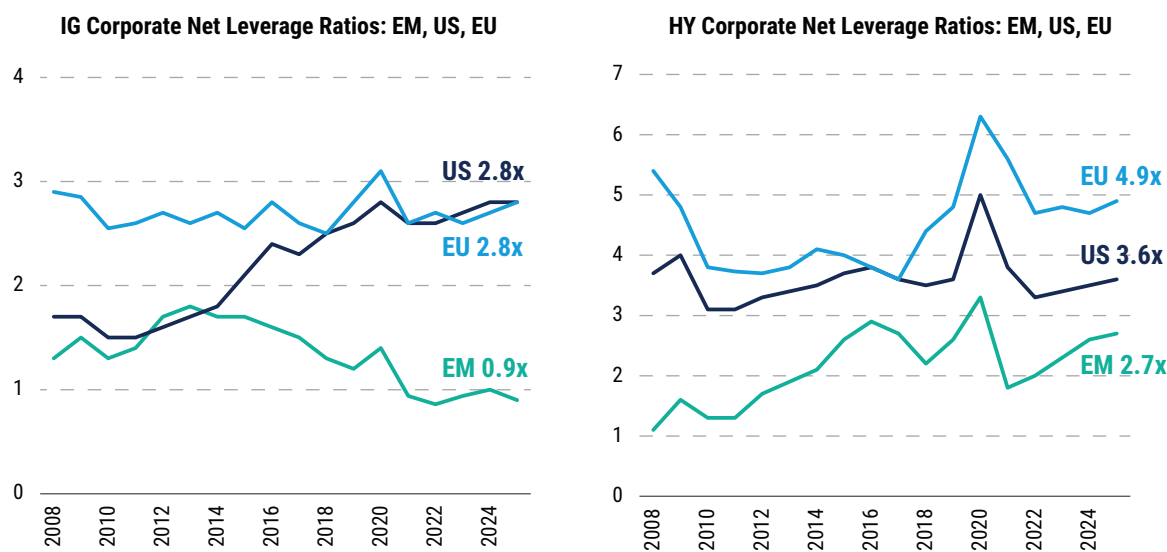
EM corporates have delivered consistent earnings throughout 2025, and macroeconomic stability should allow corporations across emerging markets to sustain earnings in 2026.

US tariffs will likely become more settled, either through an affirmation of IEEPA tariffs or a repositioning of tariffs at the sector level, but greater certainty will begin to have a bigger impact on global supply chains. While tariffs will impact imports from Asia, only a small number of issuers within the Asia corporate bond market are dependent on US export revenue. Industrials in Latin America stand to benefit from a western realignment of US trade, with beneficiaries in the property and utilities sectors as well.

A divergence in commodity prices – with strong demand supporting metals and agricultural products, while excess supply is pressuring oil prices – will be felt in corporate earnings. Financials continue to experience solid loan growth and better-than-expected interest margins, despite the decline in policy rates. Real estate remains supported by robust residential development and demand in the Middle East and industrial demand in Latin America. Telecommunications hardware producers in Asia will continue to benefit from the AI investment cycle, while telecom infrastructure continues to expand across Sub-Saharan Africa.

One structural advantage of the EM corporate bond market for investors is its diversity, which should be evident in the breadth of regional sectors that maintain positive credit momentum this year. As the credit cycle extends, EM corporates should also benefit from a generally conservative approach to balance sheet management, in which EM corporates typically carry low leverage and proactively manage liabilities to ensure capital flexibility.

EM Corporate Balance Sheets Are Largely Healthy



Source: JP Morgan and MetLife Investment Management as of 30 June 2025. We are not soliciting or recommending any action based on this material. Any opinions, projections, estimates, forecasts, and forward-looking statements presented herein are valid only as of the date of this presentation and are subject to change.

Technicals look promising

EM bond funds experienced three years of consistent outflows through 2024 and into 2025, in stark contrast with other credit markets, which have been flooded with capital. EM outflows peaked in April 2025, after which investors began to increase EM debt positions, resulting in positive fund flows into both hard and local currency EM bond funds in 2025. Strong performance of EM debt along with US rate cuts should continue to drive flows into an asset class that had been deprived of capital.

On the other side of the ledger, supply has been strong as well. Last year saw a record level of US dollar sovereign issuance and the second-highest corporate gross issuance post-2020. However, on a net financing basis – subtracting for scheduled cash flows, tenders, buybacks, and calls – the EM corporate bond market saw negative net financing in 2025 for the fourth consecutive year. Gross issuance of US dollar sovereigns is expected to decline in 2026, and while corporate issuance appears set to be in line with 2025 levels, we believe another year of negative net financing is likely.

EM External Debt Issuance (USD bil.)

	2021	2022	2023	2024	2025	2026 (F)
EM Corporate Gross Issuance	545	223	247	402	466	460
EM Corporate Cash Flows + Liability Management	486	479	402	473	496	480
EM Corporate Net Financing	60	-257	-155	-71	-30	-20
EM Sovereign Gross Issuance	183	97	134	184	256	207
EM Sovereign Cash Flows + Liability Management	115	133	128	135	148	180
EM Sovereign Net Financing	68	-36	5	48	109	27

Source: JP Morgan and MetLife Investment Management as of 19 December 2025. For illustrative purposes only. We are not soliciting or recommending any action based on this material. Any opinions, projections, estimates, forecasts and forward-looking statements presented herein are valid only as of the date of this presentation and are subject to change.

The combination of flows into EM debt funds and low or negative net financing should create strong technical support for EM bond prices in 2026.

Opportunities in EM debt in 2026

Expectations for a stable macroeconomic environment support positioning in higher carry assets.

Higher-yielding EM local debt not only offers carry, but potential rate cuts in several large markets should also contribute to returns; however, foreign exchange volatility will need to be managed. Potential fiscal adjustments in Brazil, Colombia, and Mexico add to the attractiveness of those local markets.

Within the US dollar EM bond market, we are positioning for the outperformance of carry, specifically looking at opportunities in single-B rated sovereign bonds, which broadly offer more spread duration than found in most other credit markets. We prioritize spread duration in an environment of gradual monetary policy easing and stable economic growth, which is expected this year. However, within the lower-rated sovereign bond market, the drivers of high-beta outperformance in 2025 will find it harder to maintain outperformance at tighter spread levels, making differentiation among countries and credits critical to investment success. We are focusing on countries where we expect fiscal consolidation to improve creditworthiness, such as Argentina, Sri Lanka, and Zambia.

Within the high-quality segment of the US dollar EM bond market, we prefer corporate bonds, which provide a broader opportunity set to diversify risk and to source excess returns. We prefer BBB rated bonds with steep credit curves to benefit from carry and curve roll-down, identifying where the market is too pessimistic on curve shape and bonds outperform as they get closer to maturity. Latin America corporates offer value relative to similarly rated corporates globally, particularly utilities, metals & mining, and select consumer and industrial issuers. We also find value in CEEMEA financials and infrastructure names, along with select telecommunications and industrial names in the region. The Asia corporate bond market is high in quality and provides opportunities to reduce risk should the outlook deteriorate.

EM debt performed well in 2025, and though the magnitude of expected returns may be lower in 2026, the factors that have helped EM debt outperform other public bond markets should persist in 2026, giving investors confidence in increasing their EM debt exposures.

For more insights into the trends moving markets in the coming year, see our [2026 Investment Outlook](#).

Disclosure

MetLife Investment Management ("MIM"), which includes PineBridge Investments, is MetLife, Inc.'s institutional investment management business. MIM is a group of international companies that provides investment advice and markets asset management products and services to clients around the world. The various global teams referenced in this document, including portfolio managers, research analysts and traders are employed by the various legal entities that comprise MIM.

All investments involve risk, including possible loss of principal; no guarantee is made that investments will be profitable. This document is solely for informational purposes and does not constitute a recommendation regarding any investments or the provision of any investment advice, or constitute or form part of any advertisement of, offer for sale or subscription of, solicitation or invitation of any offer or recommendation to purchase or subscribe for any securities or investment advisory services. The views expressed herein are solely those of MIM and do not necessarily reflect, nor are they necessarily consistent with, the views held by, or the forecasts utilized by, the entities within the MetLife enterprise that provide insurance products, annuities and employee benefit programs. The information and opinions presented or contained in this document are provided as of the date it was written. It should be understood that subsequent developments may materially affect the information contained in this document, which none of MIM, its affiliates, advisors or representatives are under an obligation to update, revise or affirm. It is not MIM's intention to provide, and you may not rely on this document as providing, a recommendation with respect to any particular investment strategy or investment. Affiliates of MIM may perform services for, solicit business from, hold long or short positions in, or otherwise be interested in the investments (including derivatives) of any company mentioned herein. Views may be based on third-party data that has not been independently verified. MIM does not approve of or endorse any republication of this material. This document may contain forward-looking statements, as well as predictions, projections and forecasts of the economy or economic trends of the markets, which are not necessarily indicative of the future. Any or all forward-looking statements, as well as those included in any other material discussed at the presentation, may turn out to be wrong.